

Characteristic

Opzs Series Lead Acid batteries are designed with a combination of die-casting Tubular positive framework and superfluous electrolyte technologies to offer a very high level of reliability and a long service life. Opzs batteries used special filter and proof design to ensure no acid fog runs over and burning proof, and also convenient examine and maintenance.

General Features

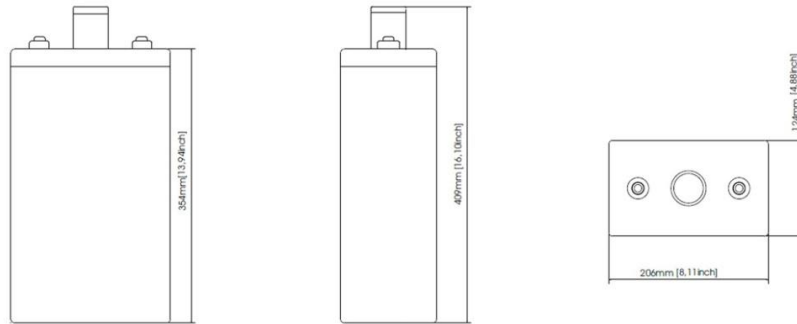
- Maintenance convenient.
- Non-Spillable construction design.
- Transparent containers, convenient to observe.
- Special filter installation for acid fog proof.
- High quality and high reliability.
- Super long service life.
- Special pole sealed technology.
- Super reliability.

Application

- Telecommunications
- Cable Television
- Electric Utility
- Control Equipment
- Security System
- Medical Equipment
- UPS
- Railroad Utility
- Photovoltaic System
- Alternative Energy System

Dimension

Length (mm / inch).....124 / 4.88
 Width (mm / inch)206 / 8.11
 Height (mm / inch) 355 / 14.0
 Total Height (mm / inch).....408 / 16.0
 Approx.Weight(Kg / lbs)
 ... (dry).... 14.8/ 32.6
 ... (flooded)...19.6 / 43.1

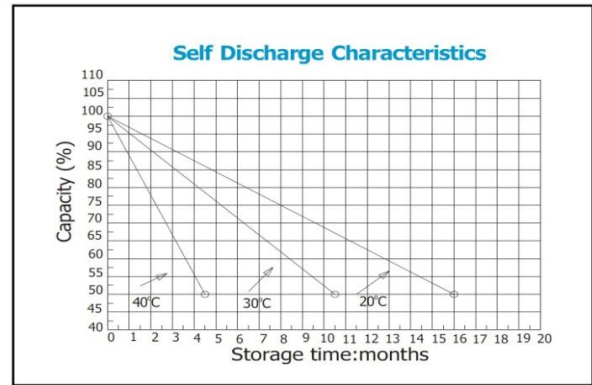
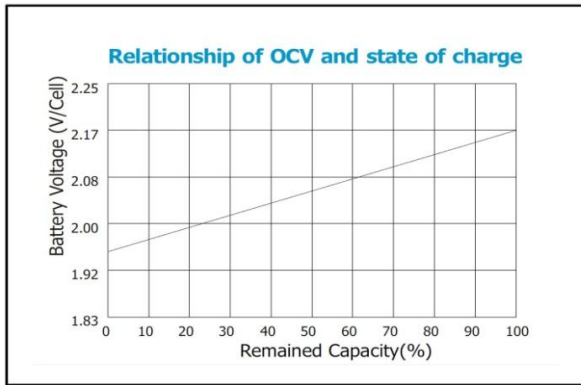
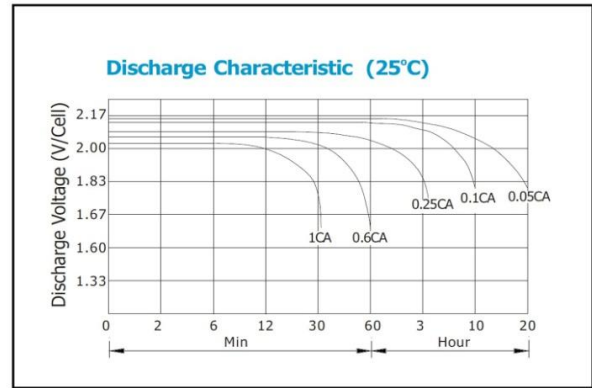
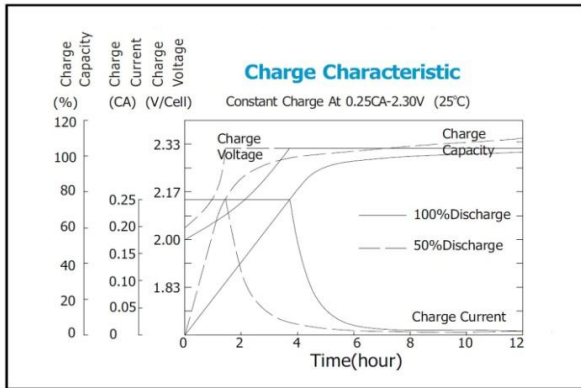


Performance Characteristic

Nominal Voltage	2V
Number of cell	1
Design Life	20years
Nominal Capacity 77°F(25°C)	
240 hour rate(1.53A, 1.85V)	367Ah
100 hour rate(3.00A, 1.85V)	300Ah
10 hour rate(25.0A, 1.80V)	250Ah
5 hour rate(42.0A, 1.80V)	210Ah
3 hour rate (62.5A, 1.75V)	187Ah
1 hour rate(132A, 1.67V)	132Ah
Self-Discharge -- 4.5% of capacity declined per 28days at 20°C(average)	
Operation Temperature Range	
Discharge	-20~65°C
Charge	-10~65°C
Storage	-20~65°C
Max.Discharge Current 77°F(25°C)	1250A(5s)
Short Circuit Current	2750A

Charge Method

Application	Initial charge	Equalizing charge	Float charge
Charging method	Constant Current Charging	Constant Voltage Charging	Constant Voltage Charging
Charging Voltage at 20°C	---	2.38~2.42v	2.23~2.27V
Temperature compensation coefficient of charging voltage	----	-3 mV/°C	-3 mV/°C
Charging current	12.5A	25A (Max. Current)	25A (Max. Current)
Charging time 20°C	100% discharge	60h	36h
	50% discharge	48h	24h
Temperature	0~45°C (32~113°F)		



Discharge Constant Current (Amperes at 77°F/25°C)

EndPoint Volts/Cell	30'	1h	2h	3h	4h	5 h	6h	8h	10h	24h	48h	100h	120h	240h
1.70V	164	126	82.5	63.8	51.3	43.5	38.0	30.5	25.5	-----	----	----	-----	-----
1.75V	150	118	80.0	62.5	50.8	42.5	37.5	30.0	25.5	13.3	7.25	----	-----	----
1.80V	141	110	77.5	59.3	50.0	42.0	36.3	29.5	25.0	13.0	7.25	----	-----	----
1.85V	129	108	72.5	58.0	47.5	39.5	35.0	28.8	24.3	12.8	7.00	3.00	2.60	1.53
1.90V	124	101	65.0	55.0	44.3	38.3	33.8	27.5	23.3	12.0	6.75	2.95	2.55	1.50

Discharge Constant Power (Watts at 77°F /25°C)

EndPoint Volts/Cell	30'	1h	2h	3h	4h	5 h	6h	8h	10h	24h	48h	100h	120h	240h
1.70V	300	237	156	121	97.8	83.0	72.8	58.8	49.3	-----	----	----	-----	-----
1.75V	278	223	152	120	97.3	81.8	72.0	57.8	49.3	26.4	14.5	-----	-----	----
1.80V	266	210	148	114	96.3	81.0	70.3	57.5	49.0	25.9	14.6	----	---	----
1.85V	245	208	140	113	92.5	77.5	68.8	56.8	48.0	25.5	14.2	6.10	5.30	3.13
1.90V	238	197	127	108	87.3	75.8	67.0	54.8	46.5	24.2	13.7	6.00	5.23	3.08